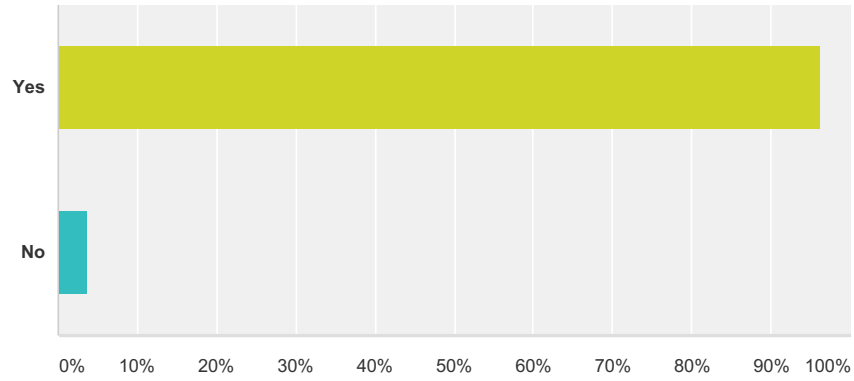


Q1 Are you a member of Pella Lutheran Church?

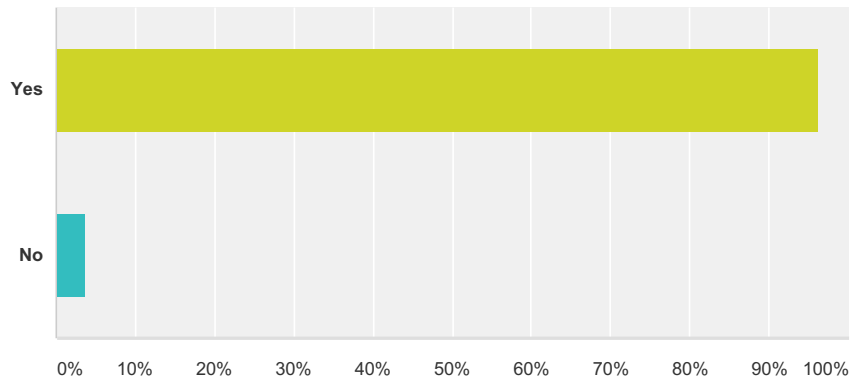
Answered: 81 Skipped: 3



Answer Choices	Responses
Yes	96.30% 78
No	3.70% 3
Total	81

Q2 Have you participated in worship and/or activities at Pella Lutheran Church in the past year?

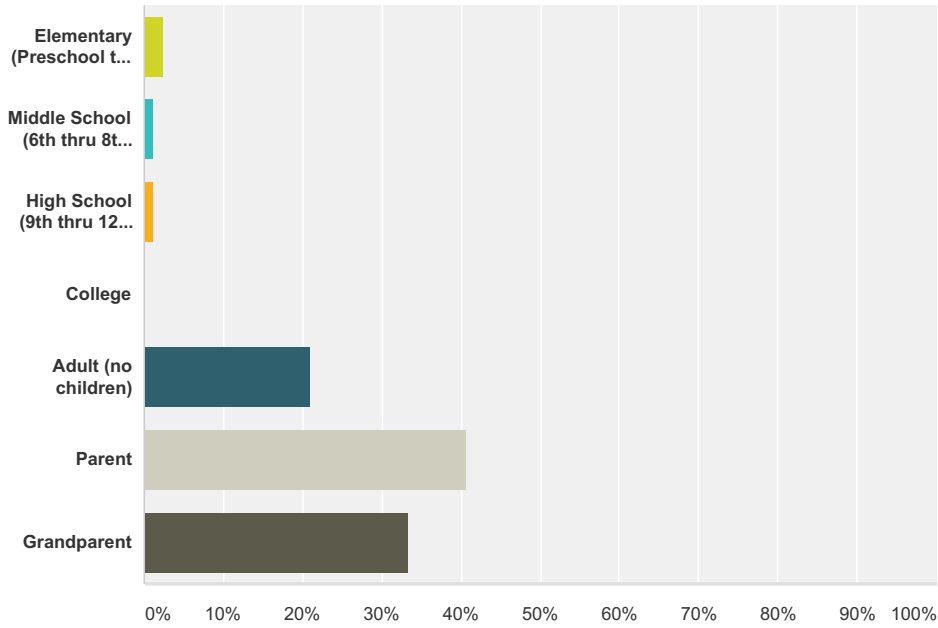
Answered: 82 Skipped: 2



Answer Choices	Responses	
Yes	96.34%	79
No	3.66%	3
Total		82

Q3 Which category best describes you?

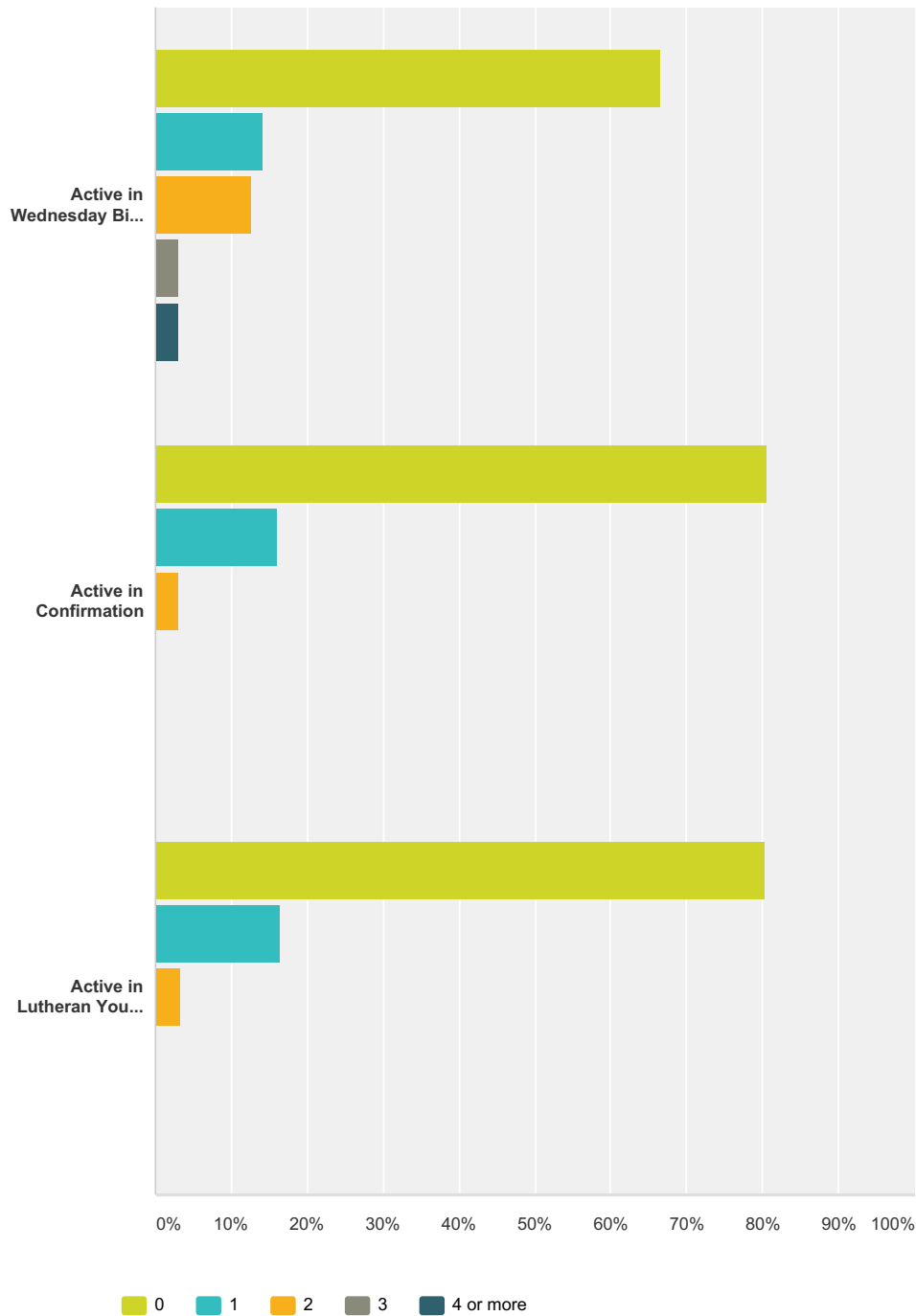
Answered: 81 Skipped: 3



Answer Choices	Responses
Elementary (Preschool thru 5th Grade)	2.47% 2
Middle School (6th thru 8th Grade)	1.23% 1
High School (9th thru 12th Grade)	1.23% 1
College	0.00% 0
Adult (no children)	20.99% 17
Parent	40.74% 33
Grandparent	33.33% 27
Total	81

Q4 If you are a parent/grandparent, how many children/grandchildren fit the following categories?

Answered: 70 Skipped: 14

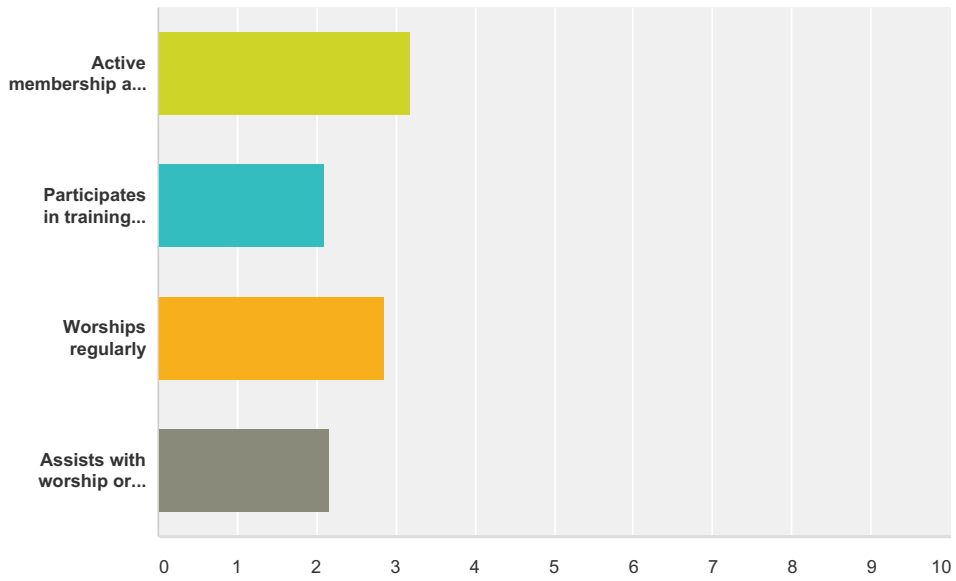


	0	1	2	3	4 or more	Total
Active in Wednesday Bible School	66.67% 42	14.29% 9	12.70% 8	3.17% 2	3.17% 2	63
Active in Confirmation	80.65% 50	16.13% 10	3.23% 2	0.00% 0	0.00% 0	62

Active in Lutheran Youth Organization (LYO)	80.33% 49	16.39% 10	3.28% 2	0.00% 0	0.00% 0	61
---	---------------------	---------------------	-------------------	-------------------	-------------------	----

Q5 Rank these expectations of Christian Education Leaders (1 being the most important).

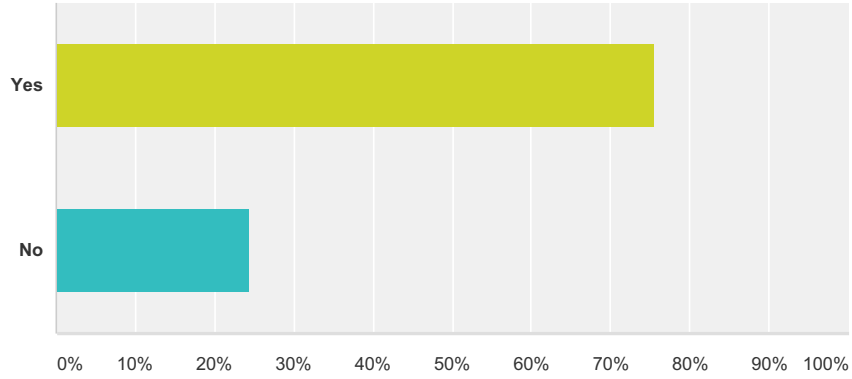
Answered: 79 Skipped: 5



	1	2	3	4	Total	Score
Active membership at Pella	56.25% 36	18.75% 12	14.06% 9	10.94% 7	64	3.20
Participates in training opportunities	12.70% 8	20.63% 13	30.16% 19	36.51% 23	63	2.10
Worships regularly	35.21% 25	33.80% 24	14.08% 10	16.90% 12	71	2.87
Assists with worship or other activities at Pella	9.72% 7	25.00% 18	38.89% 28	26.39% 19	72	2.18

Q6 Have you experienced Bible School, either at Pella or another congregation?

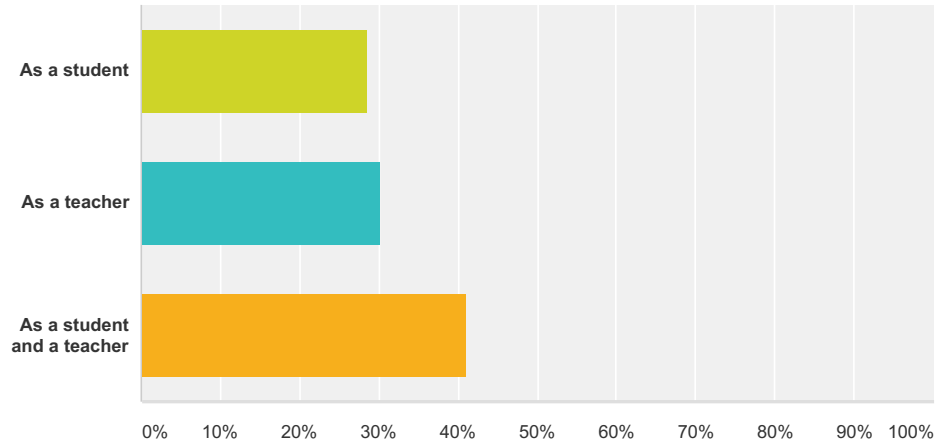
Answered: 74 Skipped: 10



Answer Choices	Responses	
Yes	75.68%	56
No	24.32%	18
Total		74

Q7 If you have experienced Bible School, please select how:

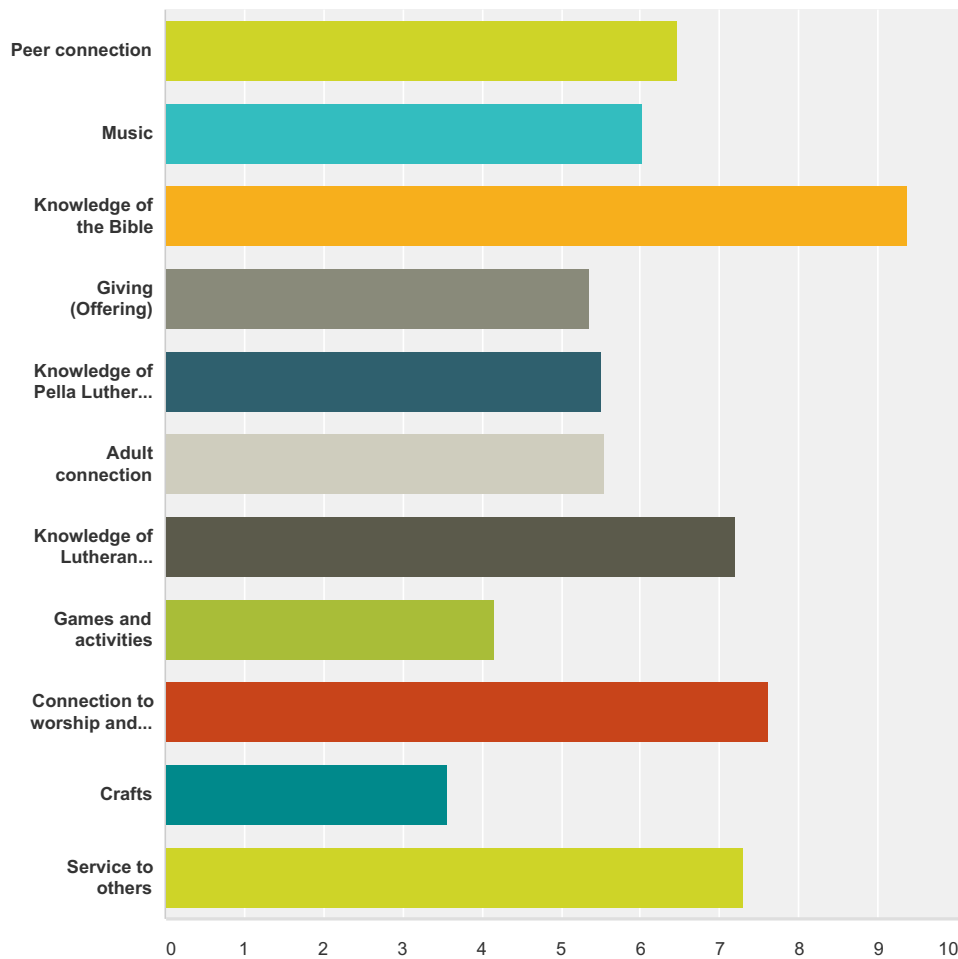
Answered: 56 Skipped: 28



Answer Choices	Responses
As a student	28.57% 16
As a teacher	30.36% 17
As a student and a teacher	41.07% 23
Total	56

Q8 Rank the following elements of Wednesday Bible School (one being the most important).

Answered: 68 Skipped: 16

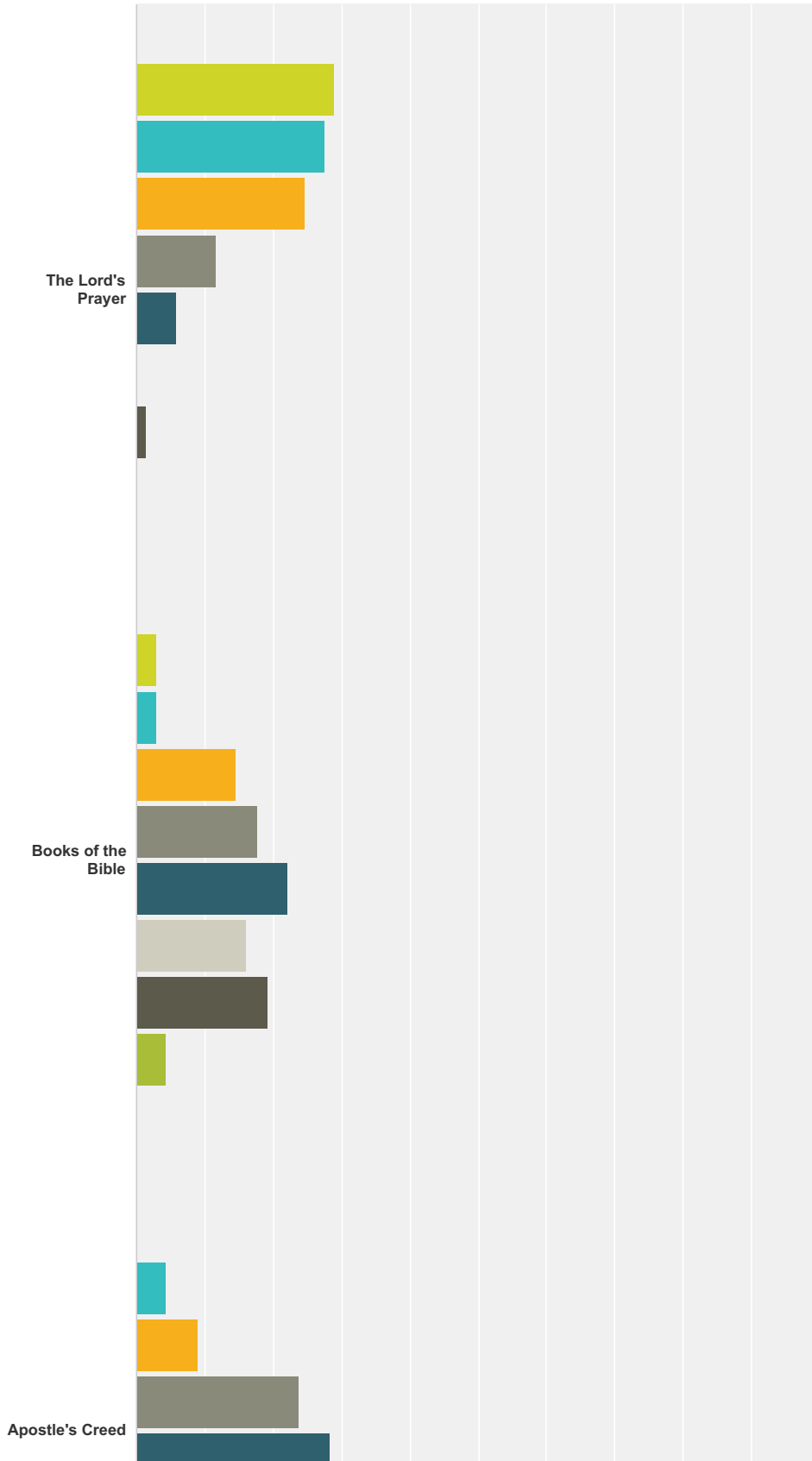


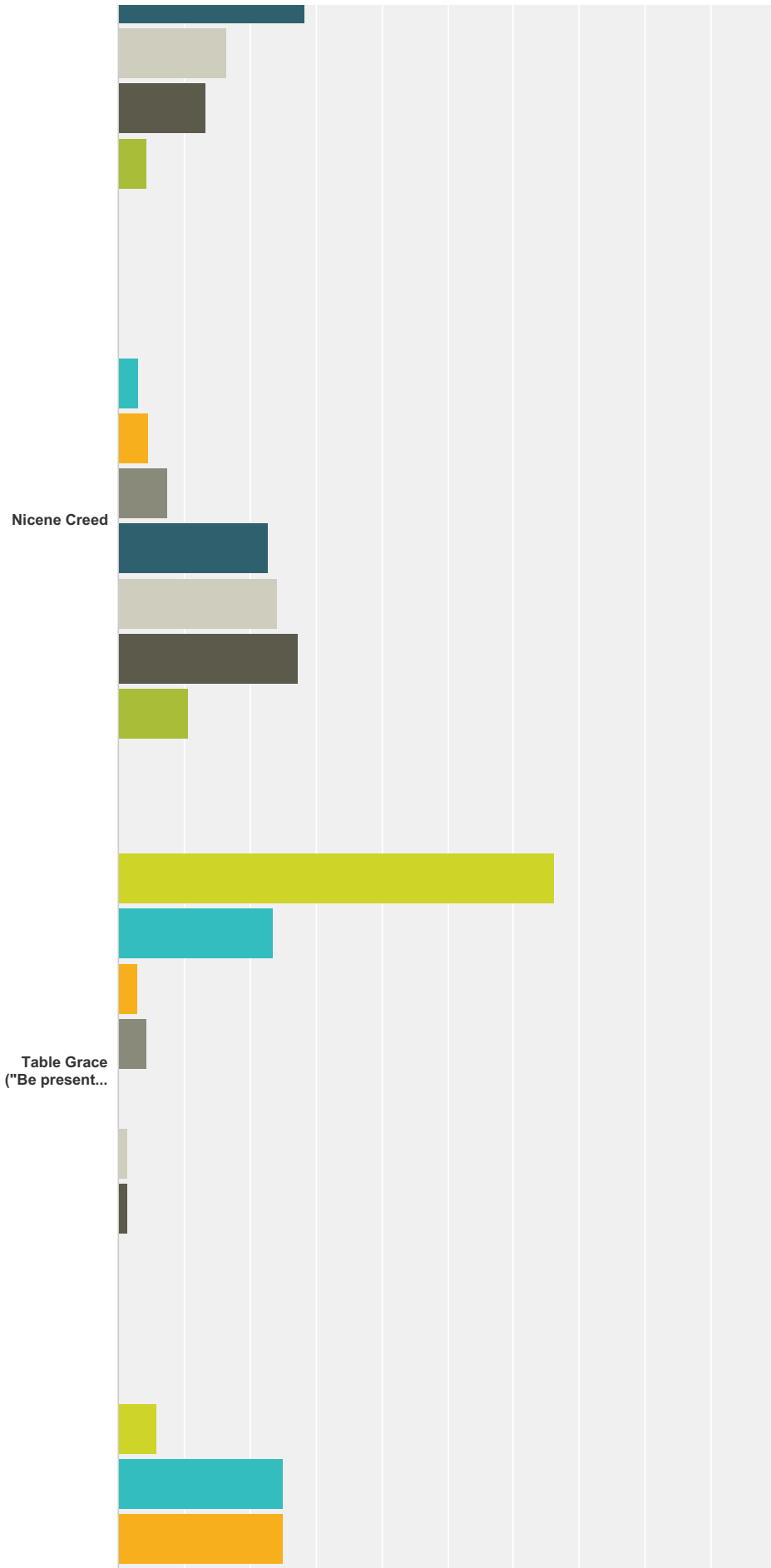
	1	2	3	4	5	6	7	8	9	10	11	Total	Score
Peer connection	14.55% 8	9.09% 5	10.91% 6	5.45% 3	9.09% 5	7.27% 4	10.91% 6	14.55% 8	5.45% 3	5.45% 3	7.27% 4	55	6.47
Music	1.89% 1	7.55% 4	9.43% 5	9.43% 5	13.21% 7	7.55% 4	24.53% 13	13.21% 7	7.55% 4	5.66% 3	0.00% 0	53	6.04
Knowledge of the Bible	55.17% 32	10.34% 6	5.17% 3	8.62% 5	10.34% 6	0.00% 0	5.17% 3	0.00% 0	3.45% 2	1.72% 1	0.00% 0	58	9.38
Giving (Offering)	1.64% 1	8.20% 5	4.92% 3	13.11% 8	6.56% 4	14.75% 9	4.92% 3	18.03% 11	6.56% 4	14.75% 9	6.56% 4	61	5.36
Knowledge of Pella Lutheran Church	5.45% 3	3.64% 2	12.73% 7	5.45% 3	10.91% 6	9.09% 5	14.55% 8	7.27% 4	9.09% 5	14.55% 8	7.27% 4	55	5.51
Adult connection	3.57% 2	8.93% 5	12.50% 7	5.36% 3	3.57% 2	12.50% 7	17.86% 10	3.57% 2	16.07% 9	3.57% 2	12.50% 7	56	5.55
Knowledge of Lutheran beliefs	8.93% 5	19.64% 11	10.71% 6	16.07% 9	12.50% 7	7.14% 4	1.79% 1	7.14% 4	5.36% 3	5.36% 3	5.36% 3	56	7.20

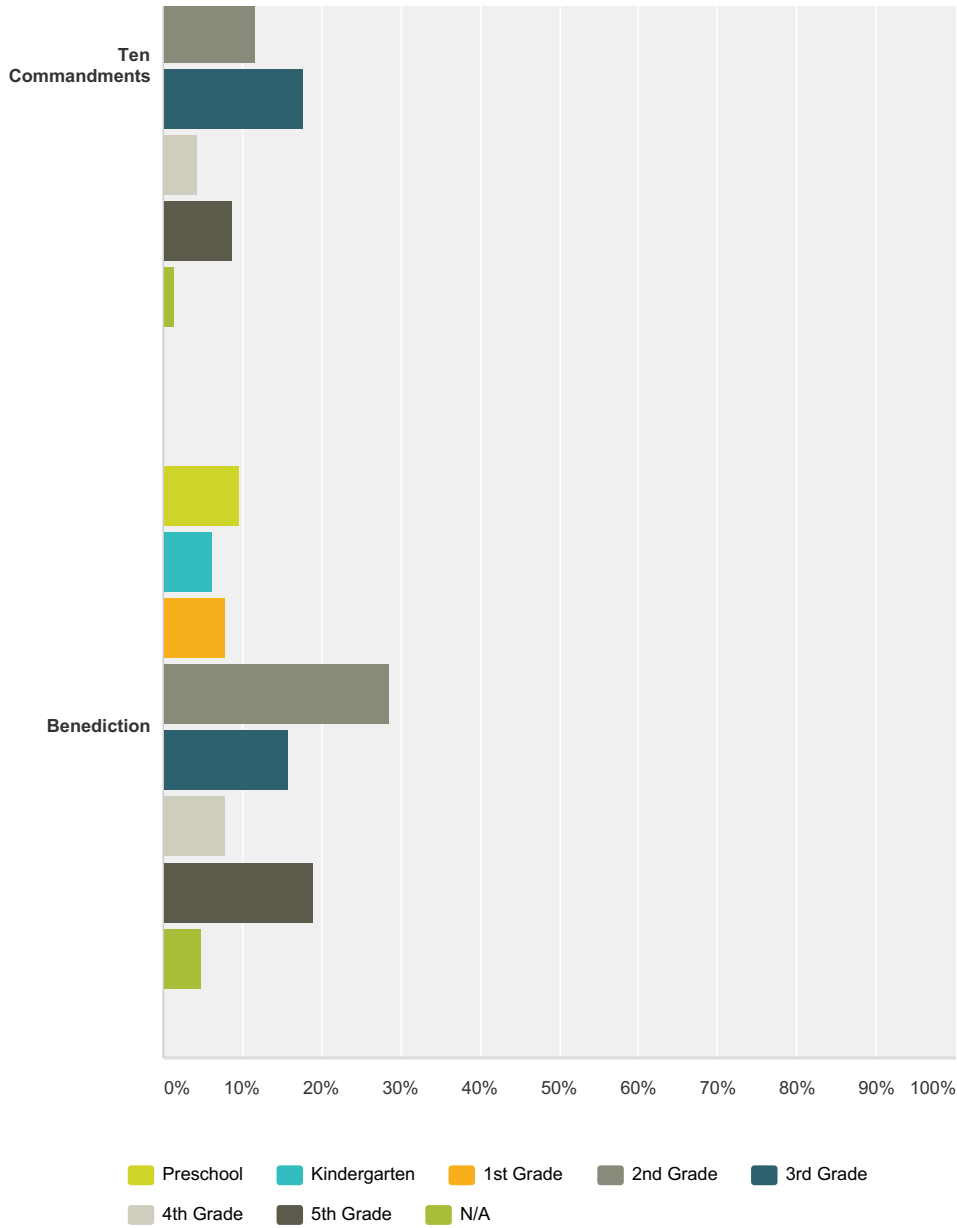
Games and activities	0.00% 0	0.00% 0	7.27% 4	5.45% 3	9.09% 5	12.73% 7	3.64% 2	10.91% 6	14.55% 8	25.45% 14	10.91% 6	55	4.16
Connection to worship and other activities	8.62% 5	24.14% 14	20.69% 12	10.34% 6	5.17% 3	8.62% 5	1.72% 1	6.90% 4	6.90% 4	5.17% 3	1.72% 1	58	7.62
Crafts	0.00% 0	5.00% 3	3.33% 2	5.00% 3	6.67% 4	3.33% 2	5.00% 3	11.67% 7	11.67% 7	15.00% 9	33.33% 20	60	3.57
Service to others	12.70% 8	12.70% 8	11.11% 7	15.87% 10	11.11% 7	12.70% 8	7.94% 5	4.76% 3	6.35% 4	0.00% 0	4.76% 3	63	7.30

Q9 Please select at what grade level the following should be taught.

Answered: 69 Skipped: 15



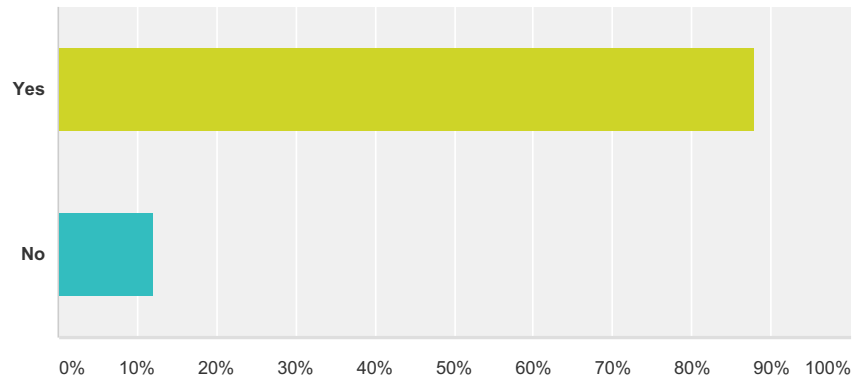




	Preschool	Kindergarten	1st Grade	2nd Grade	3rd Grade	4th Grade	5th Grade	N/A	Total
The Lord's Prayer	28.99% 20	27.54% 19	24.64% 17	11.59% 8	5.80% 4	0.00% 0	1.45% 1	0.00% 0	69
Books of the Bible	2.94% 2	2.94% 2	14.71% 10	17.65% 12	22.06% 15	16.18% 11	19.12% 13	4.41% 3	68
Apostle's Creed	0.00% 0	4.48% 3	8.96% 6	23.88% 16	28.36% 19	16.42% 11	13.43% 9	4.48% 3	67
Nicene Creed	0.00% 0	3.03% 2	4.55% 3	7.58% 5	22.73% 15	24.24% 16	27.27% 18	10.61% 7	66
Table Grace ("Be present at our table Lord ..." or similar)	66.18% 45	23.53% 16	2.94% 2	4.41% 3	0.00% 0	1.47% 1	1.47% 1	0.00% 0	68
Ten Commandments	5.88% 4	25.00% 17	25.00% 17	11.76% 8	17.65% 12	4.41% 3	8.82% 6	1.47% 1	68
Benediction	9.52% 6	6.35% 4	7.94% 5	28.57% 18	15.87% 10	7.94% 5	19.05% 12	4.76% 3	63

Q10 Have you experienced Confirmation, either at Pella or another congregation?

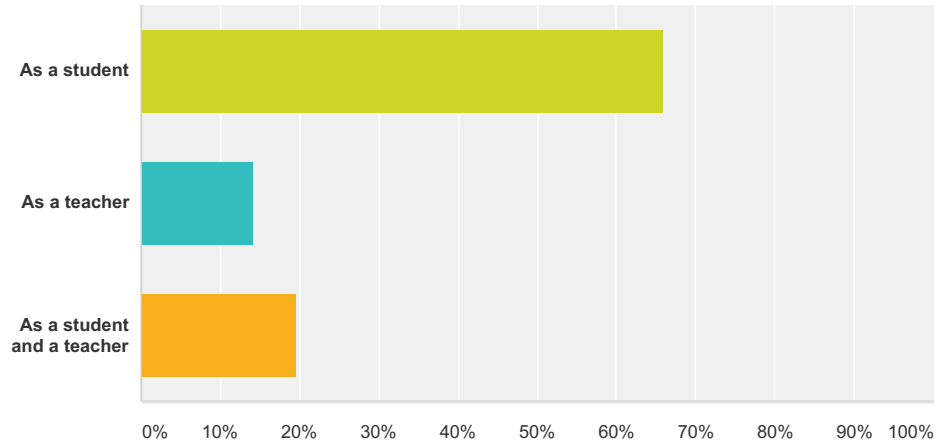
Answered: 66 Skipped: 18



Answer Choices	Responses
Yes	87.88% 58
No	12.12% 8
Total	66

Q11 If you have experienced Confirmation, please select how:

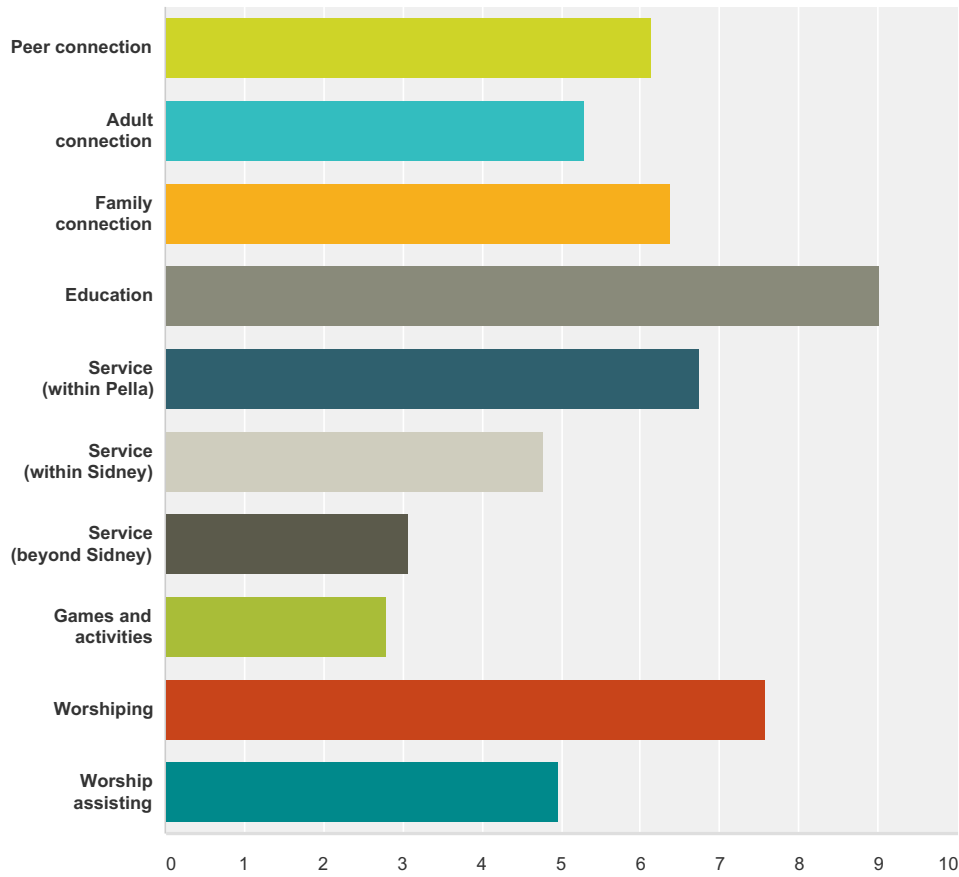
Answered: 56 Skipped: 28



Answer Choices	Responses
As a student	66.07% 37
As a teacher	14.29% 8
As a student and a teacher	19.64% 11
Total	56

Q12 Rank these elements of Confirmation (1 being the most important).

Answered: 61 Skipped: 23

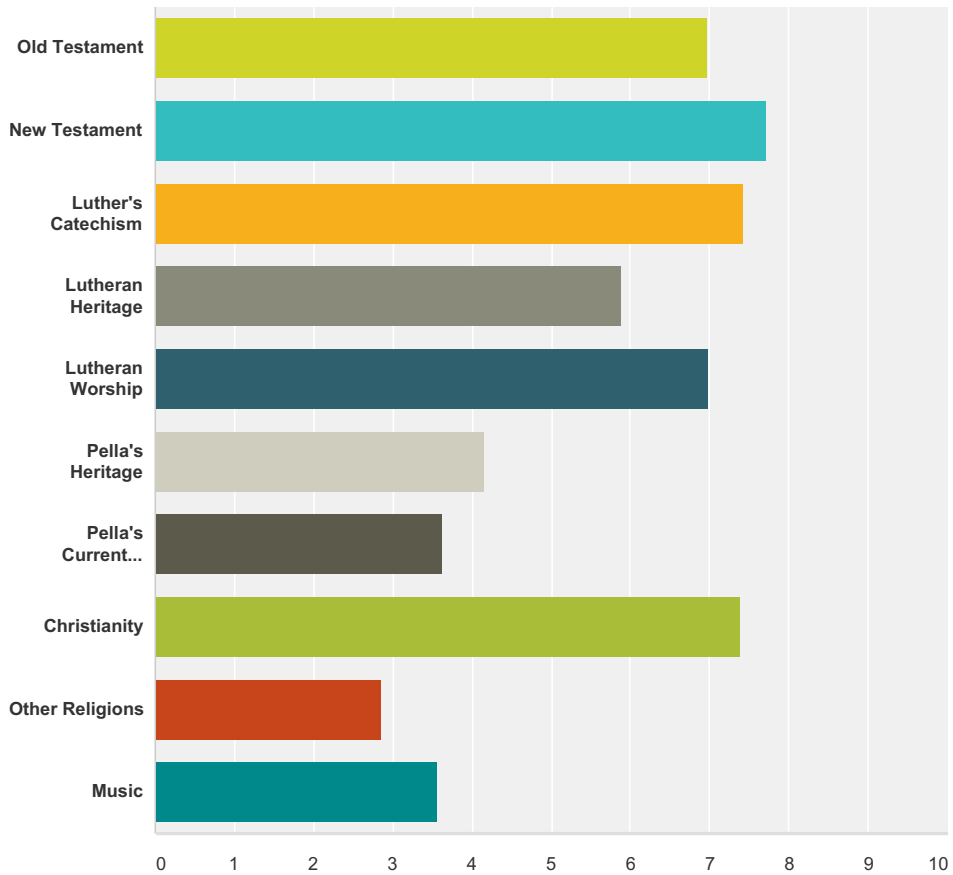


	1	2	3	4	5	6	7	8	9	10	Total	Score
Peer connection	14.00% 7	6.00% 3	12.00% 6	16.00% 8	12.00% 6	14.00% 7	6.00% 3	8.00% 4	10.00% 5	2.00% 1	50	6.14
Adult connection	0.00% 0	12.50% 6	8.33% 4	10.42% 5	14.58% 7	16.67% 8	14.58% 7	8.33% 4	10.42% 5	4.17% 2	48	5.31
Family connection	4.08% 2	16.33% 8	12.24% 6	14.29% 7	24.49% 12	6.12% 3	10.20% 5	10.20% 5	2.04% 1	0.00% 0	49	6.39
Education	58.82% 30	19.61% 10	1.96% 1	11.76% 6	5.88% 3	0.00% 0	0.00% 0	0.00% 0	1.96% 1	0.00% 0	51	9.02
Service (within Pella)	3.85% 2	19.23% 10	23.08% 12	9.62% 5	7.69% 4	25.00% 13	5.77% 3	5.77% 3	0.00% 0	0.00% 0	52	6.75
Service (within Sidney)	1.96% 1	0.00% 0	11.76% 6	11.76% 6	9.80% 5	13.73% 7	17.65% 9	19.61% 10	11.76% 6	1.96% 1	51	4.78
Service (beyond Sidney)	0.00% 0	1.89% 1	1.89% 1	3.77% 2	7.55% 4	5.66% 3	15.09% 8	9.43% 5	30.19% 16	24.53% 13	53	3.06
Games and activities	0.00% 0	0.00% 0	0.00% 0	11.76% 6	5.88% 3	1.96% 1	9.80% 5	17.65% 9	7.84% 4	45.10% 23	51	2.80
Worshiping	28.30% 15	20.75% 11	16.98% 9	5.66% 3	5.66% 3	3.77% 2	7.55% 4	7.55% 4	3.77% 2	0.00% 0	53	7.58

Worship assisting	1.85% 1	12.96% 7	12.96% 7	7.41% 4	7.41% 4	11.11% 6	9.26% 5	7.41% 4	16.67% 9	12.96% 7	54	4.96
-------------------	-------------------	--------------------	--------------------	-------------------	-------------------	--------------------	-------------------	-------------------	--------------------	--------------------	----	------

Q13 Rank these educational elements of Confirmation (1 being the most important).

Answered: 57 Skipped: 27

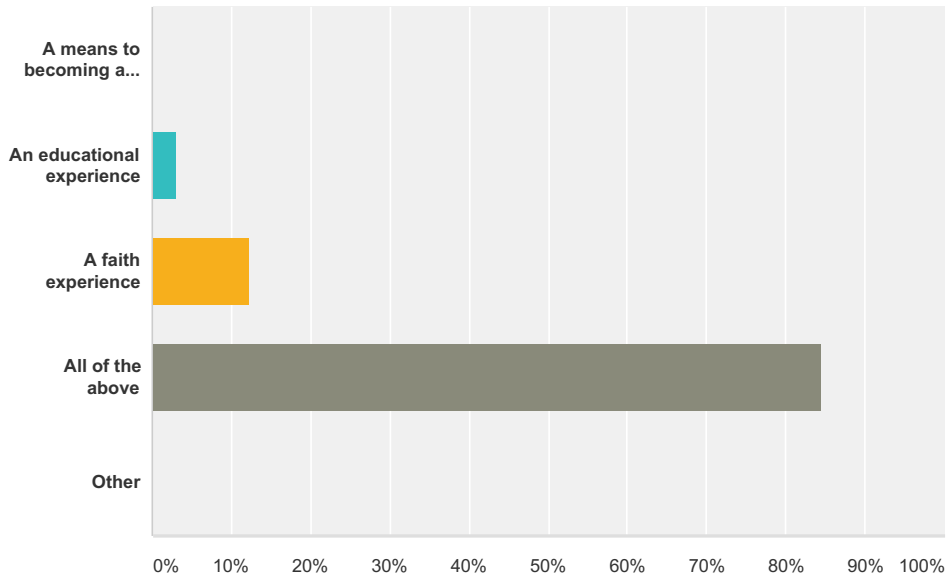


	1	2	3	4	5	6	7	8	9	10	Total	Score
Old Testament	8.70% 4	6.52% 3	30.43% 14	19.57% 9	17.39% 8	10.87% 5	0.00% 0	2.17% 1	2.17% 1	2.17% 1	46	6.98
New Testament	15.38% 8	36.54% 19	11.54% 6	11.54% 6	9.62% 5	5.77% 3	5.77% 3	1.92% 1	0.00% 0	1.92% 1	52	7.73
Luther's Catechism	34.69% 17	12.24% 6	4.08% 2	16.33% 8	10.20% 5	8.16% 4	4.08% 2	2.04% 1	6.12% 3	2.04% 1	49	7.43
Lutheran Heritage	2.17% 1	8.70% 4	15.22% 7	17.39% 8	10.87% 5	15.22% 7	19.57% 9	6.52% 3	2.17% 1	2.17% 1	46	5.89
Lutheran Worship	5.77% 3	17.31% 9	17.31% 9	17.31% 9	23.08% 12	13.46% 7	3.85% 2	1.92% 1	0.00% 0	0.00% 0	52	7.00
Pella's Heritage	0.00% 0	2.13% 1	2.13% 1	4.26% 2	10.64% 5	23.40% 11	19.15% 9	23.40% 11	6.38% 3	8.51% 4	47	4.15
Pella's Current Processes	2.17% 1	4.35% 2	2.17% 1	6.52% 3	0.00% 0	6.52% 3	15.22% 7	30.43% 14	21.74% 10	10.87% 5	46	3.63
Christianity	36.54% 19	13.46% 7	11.54% 6	3.85% 2	3.85% 2	7.69% 4	7.69% 4	9.62% 5	5.77% 3	0.00% 0	52	7.38
Other Religions	0.00% 0	0.00% 0	4.08% 2	6.12% 3	6.12% 3	4.08% 2	10.20% 5	6.12% 3	30.61% 15	32.65% 16	49	2.86

Music	3.64% 2	3.64% 2	9.09% 5	0.00% 0	9.09% 5	3.64% 2	9.09% 5	12.73% 7	20.00% 11	29.09% 16	55	3.58
-------	-------------------	-------------------	-------------------	-------------------	-------------------	-------------------	-------------------	--------------------	---------------------	---------------------	----	------

Q14 Select the best description of confirmation.

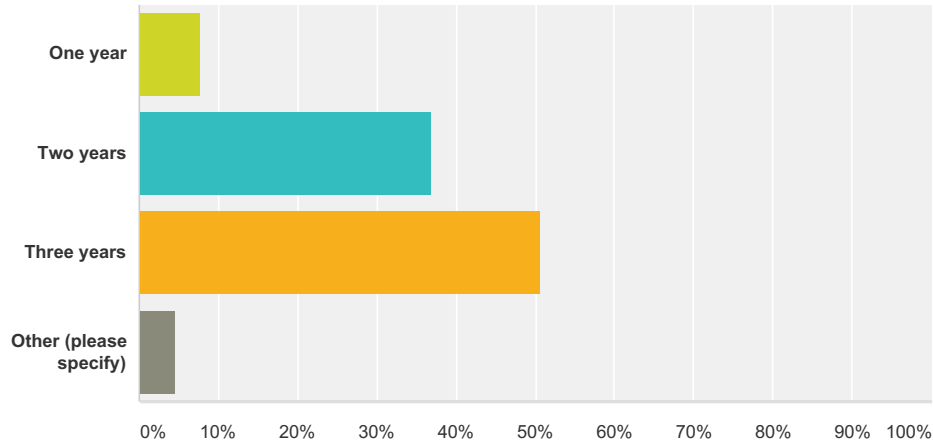
Answered: 65 Skipped: 19



Answer Choices	Responses
A means to becoming a confirmed member of Pella	0.00% 0
An educational experience	3.08% 2
A faith experience	12.31% 8
All of the above	84.62% 55
Other	0.00% 0
Total	65

Q15 How long should Pella's Confirmation program be?

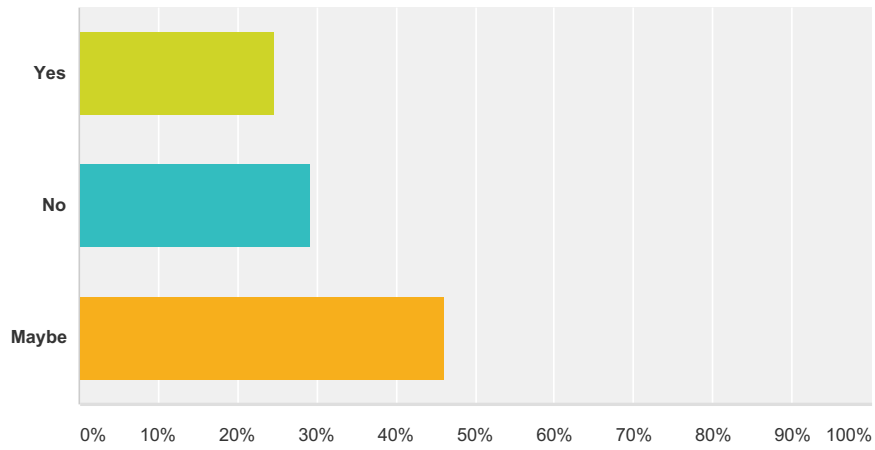
Answered: 65 Skipped: 19



Answer Choices	Responses
One year	7.69% 5
Two years	36.92% 24
Three years	50.77% 33
Other (please specify)	4.62% 3
Total	65

Q16 In addition to confirmation, should Pella offer another faith-based program for 6th-8th grade?

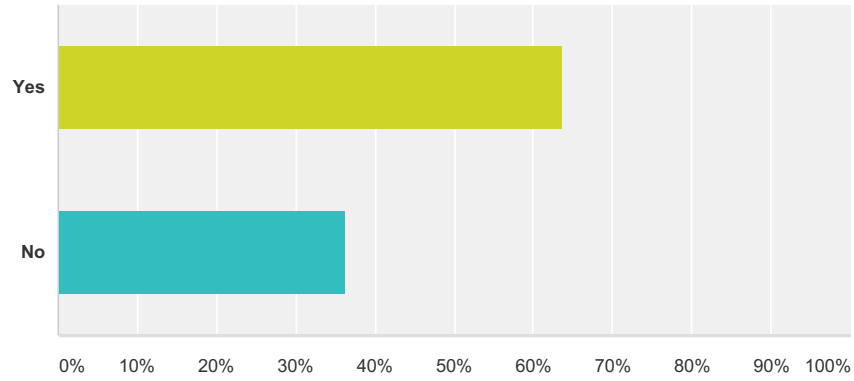
Answered: 65 Skipped: 19



Answer Choices	Responses
Yes	24.62% 16
No	29.23% 19
Maybe	46.15% 30
Total	65

Q17 Have you experienced youth group, either at Pella or another congregation?

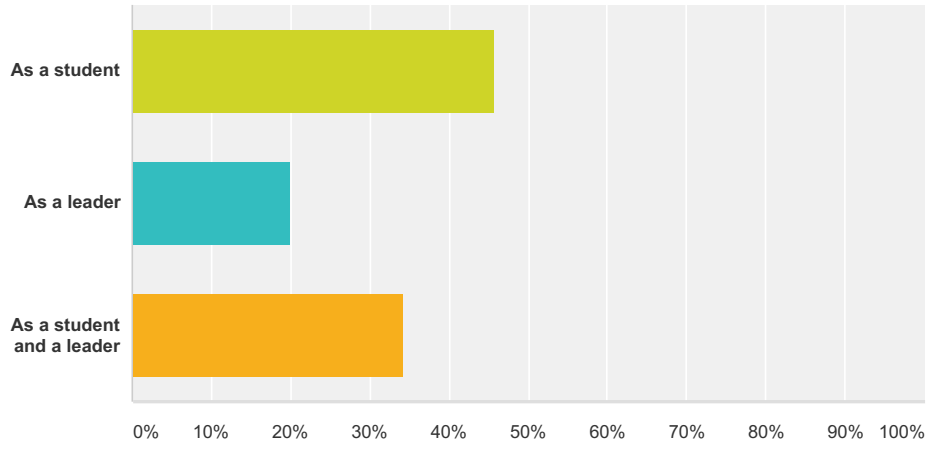
Answered: 66 Skipped: 18



Answer Choices	Responses	
Yes	63.64%	42
No	36.36%	24
Total		66

Q18 If you have experienced LYO, please select how:

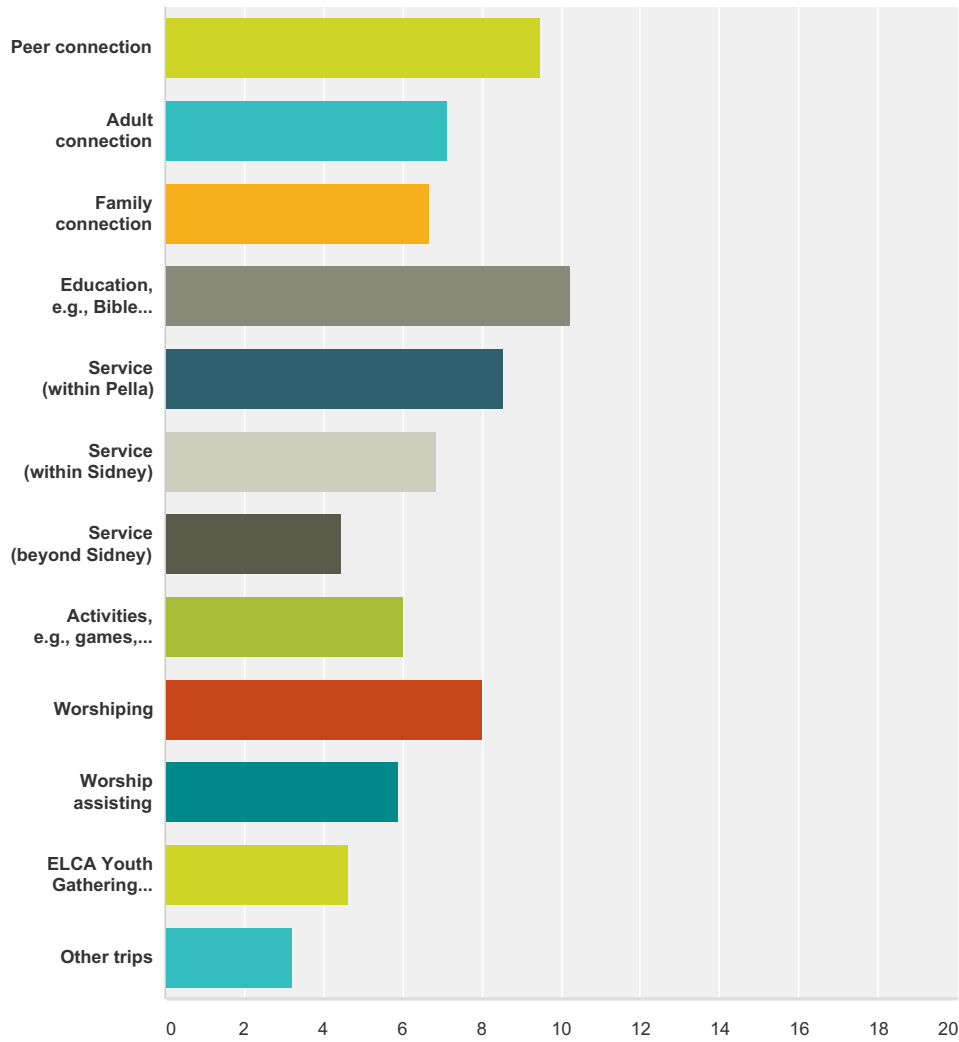
Answered: 35 Skipped: 49



Answer Choices	Responses
As a student	45.71% 16
As a leader	20.00% 7
As a student and a leader	34.29% 12
Total	35

Q19 Rank these elements of LYO (1 being the most important).

Answered: 56 Skipped: 28

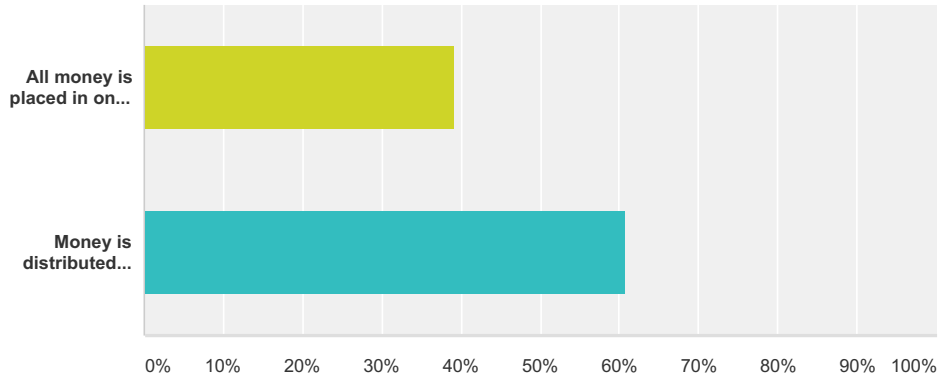


	1	2	3	4	5	6	7	8	9	10	11	12	Total	Score
Peer connection	34.78% 16	8.70% 4	23.91% 11	6.52% 3	4.35% 2	4.35% 2	2.17% 1	6.52% 3	2.17% 1	4.35% 2	2.17% 1	0.00% 0	46	9.48
Adult connection	4.35% 2	19.57% 9	10.87% 5	8.70% 4	2.17% 1	6.52% 3	13.04% 6	10.87% 5	6.52% 3	6.52% 3	8.70% 4	2.17% 1	46	7.15
Family connection	6.82% 3	9.09% 4	9.09% 4	13.64% 6	9.09% 4	9.09% 4	9.09% 4	2.27% 1	2.27% 1	11.36% 5	9.09% 4	9.09% 4	44	6.68
Education, e.g., Bible study	38.00% 19	16.00% 8	20.00% 10	10.00% 5	6.00% 3	0.00% 0	4.00% 2	6.00% 3	0.00% 0	0.00% 0	0.00% 0	0.00% 0	50	10.24
Service (within Pella)	4.08% 2	16.33% 8	16.33% 8	16.33% 8	20.41% 10	6.12% 3	12.24% 6	6.12% 3	2.04% 1	0.00% 0	0.00% 0	0.00% 0	49	8.57
Service (within Sidney)	0.00% 0	6.52% 3	8.70% 4	13.04% 6	6.52% 3	23.91% 11	8.70% 4	13.04% 6	13.04% 6	4.35% 2	2.17% 1	0.00% 0	46	6.83

Service (beyond Sidney)	0.00% 0	2.13% 1	0.00% 0	4.26% 2	6.38% 3	4.26% 2	14.89% 7	10.64% 5	21.28% 10	8.51% 4	21.28% 10	6.38% 3	47	4.45
Activities, e.g., games, crafts, etc.	2.04% 1	8.16% 4	4.08% 2	12.24% 6	8.16% 4	10.20% 5	10.20% 5	8.16% 4	8.16% 4	14.29% 7	8.16% 4	6.12% 3	49	6.02
Worshiping	16.67% 8	14.58% 7	4.17% 2	8.33% 4	16.67% 8	6.25% 3	6.25% 3	10.42% 5	10.42% 5	4.17% 2	0.00% 0	2.08% 1	48	8.00
Worship assisting	0.00% 0	10.00% 5	6.00% 3	2.00% 1	8.00% 4	18.00% 9	6.00% 3	8.00% 4	18.00% 9	18.00% 9	2.00% 1	4.00% 2	50	5.88
ELCA Youth Gathering (every 3 years)	2.08% 1	0.00% 0	4.17% 2	6.25% 3	6.25% 3	6.25% 3	8.33% 4	12.50% 6	8.33% 4	14.58% 7	27.08% 13	4.17% 2	48	4.65
Other trips	6.25% 3	2.08% 1	2.08% 1	0.00% 0	8.33% 4	2.08% 1	0.00% 0	2.08% 1	4.17% 2	6.25% 3	10.42% 5	56.25% 27	48	3.23

Q20 How should fundraising moneys be dispersed?

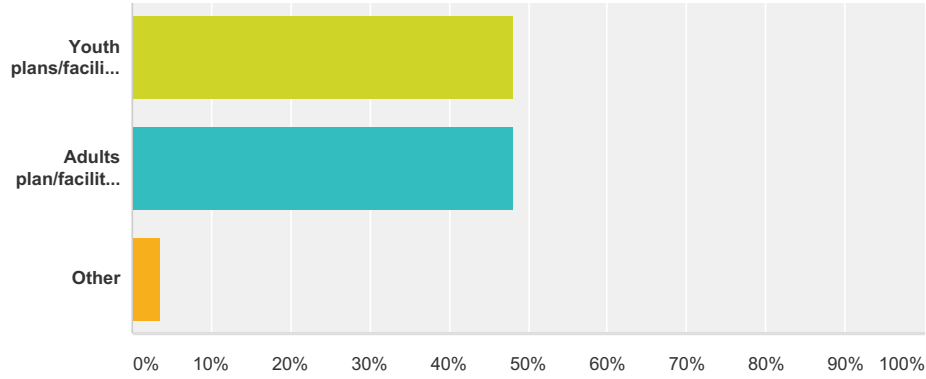
Answered: 56 Skipped: 28



Answer Choices	Responses
All money is placed in one account for equal distribution	39.29% 22
Money is distributed based on student participation	60.71% 34
Total	56

Q21 Select the best description of how LYO should function.

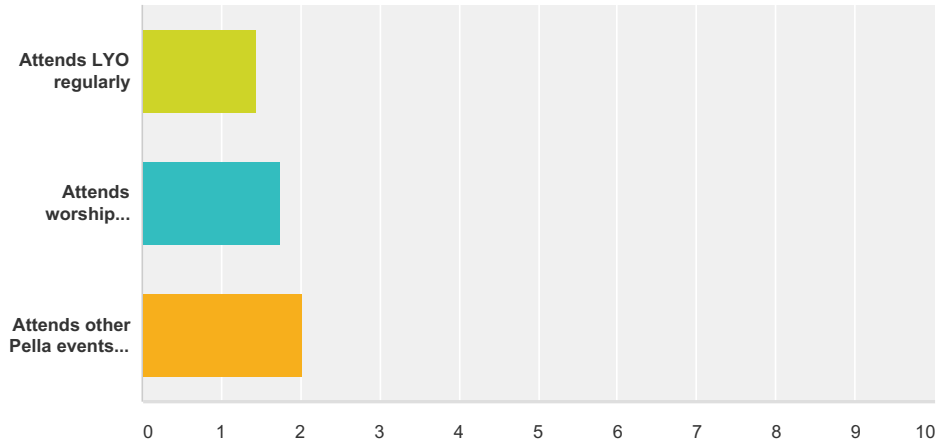
Answered: 58 Skipped: 26



Answer Choices	Responses
Youth plans/facilitates LYO with adult guidance.	48.28% 28
Adults plan/facilitate LYO with youth input.	48.28% 28
Other	3.45% 2
Total	58

Q22 Rate the importance of an LYO student's activity level.

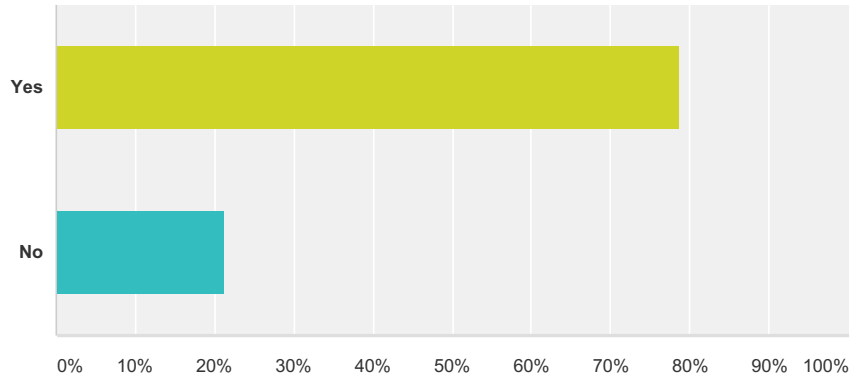
Answered: 64 Skipped: 20



	Very Important	Important	Not Important	(no label)	(no label)	Total	Weighted Average
Attends LYO regularly	57.14% 36	41.27% 26	1.59% 1	0.00% 0	0.00% 0	63	1.44
Attends worship regularly	41.27% 26	42.86% 27	14.29% 9	1.59% 1	0.00% 0	63	1.76
Attends other Pella events regularly	14.52% 9	69.35% 43	14.52% 9	1.61% 1	0.00% 0	62	2.03

Q23 Have you experienced VBS, either at Pella or another congregation?

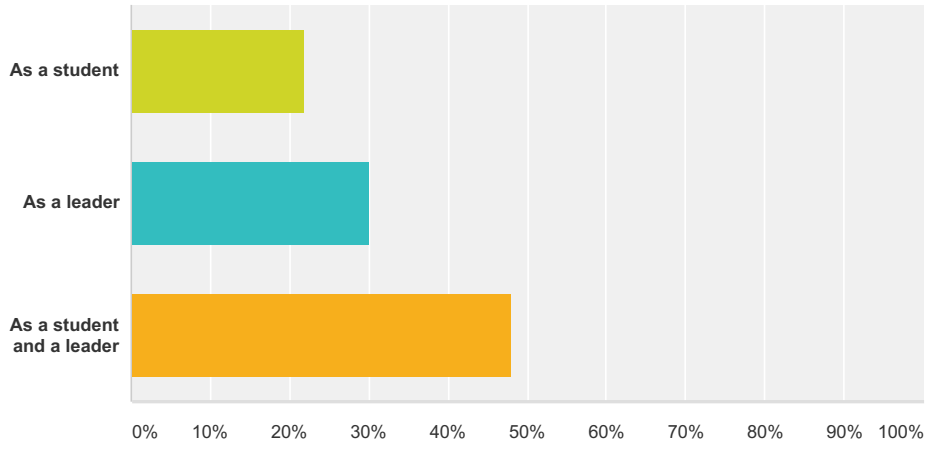
Answered: 66 Skipped: 18



Answer Choices	Responses	
Yes	78.79%	52
No	21.21%	14
Total		66

Q24 If you have experienced VBS, please select how:

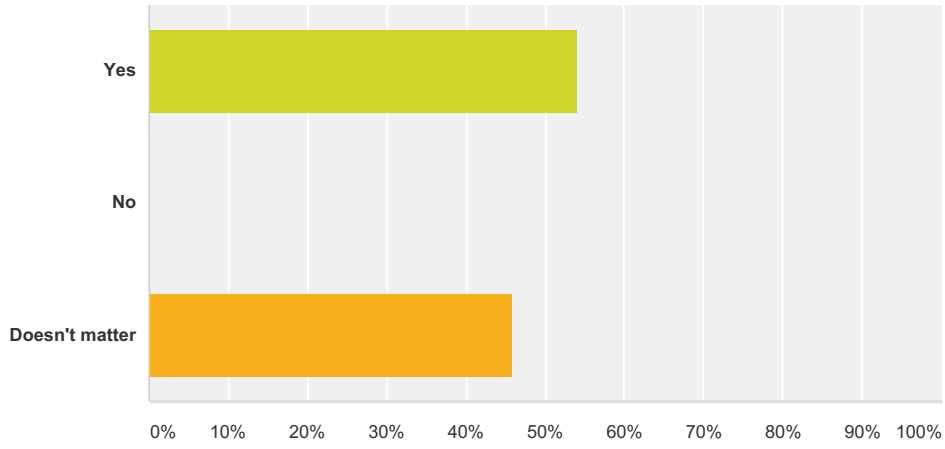
Answered: 50 Skipped: 34



Answer Choices	Responses
As a student	22.00% 11
As a leader	30.00% 15
As a student and a leader	48.00% 24
Total	50

Q25 Should Pella attempt to have VBS during the same week each summer?

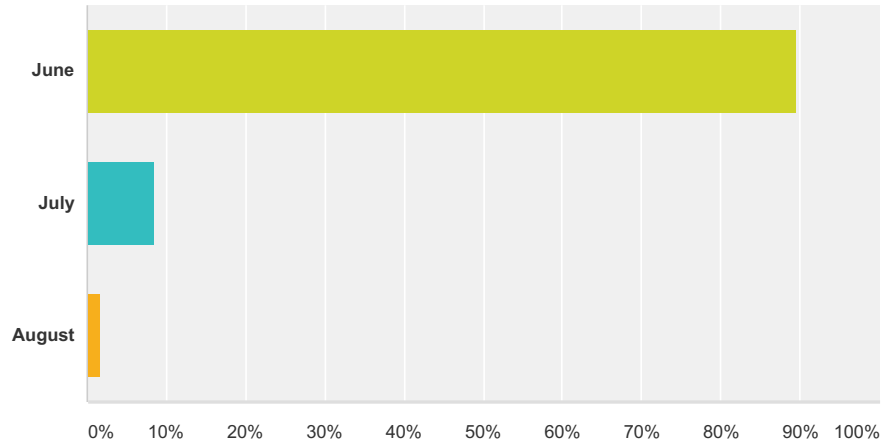
Answered: 63 Skipped: 21



Answer Choices	Responses	
Yes	53.97%	34
No	0.00%	0
Doesn't matter	46.03%	29
Total		63

Q26 Which month is best for VBS?

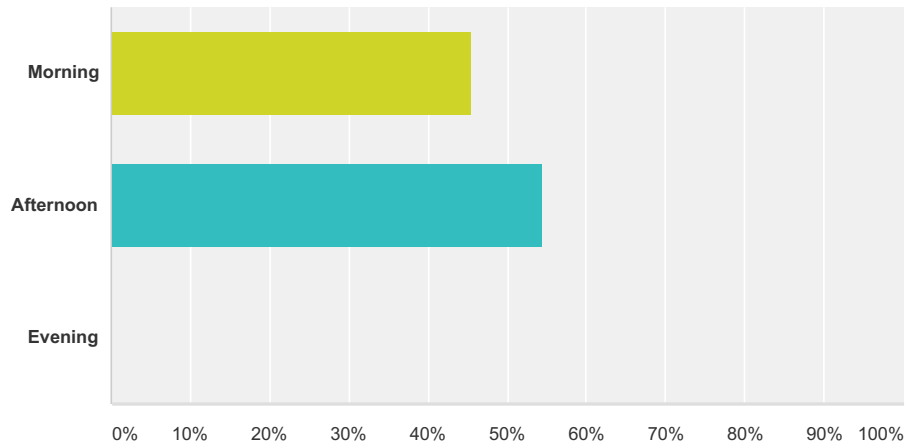
Answered: 58 Skipped: 26



Answer Choices	Responses
June	89.66% 52
July	8.62% 5
August	1.72% 1
Total	58

Q27 Which time of day is best for VBS?

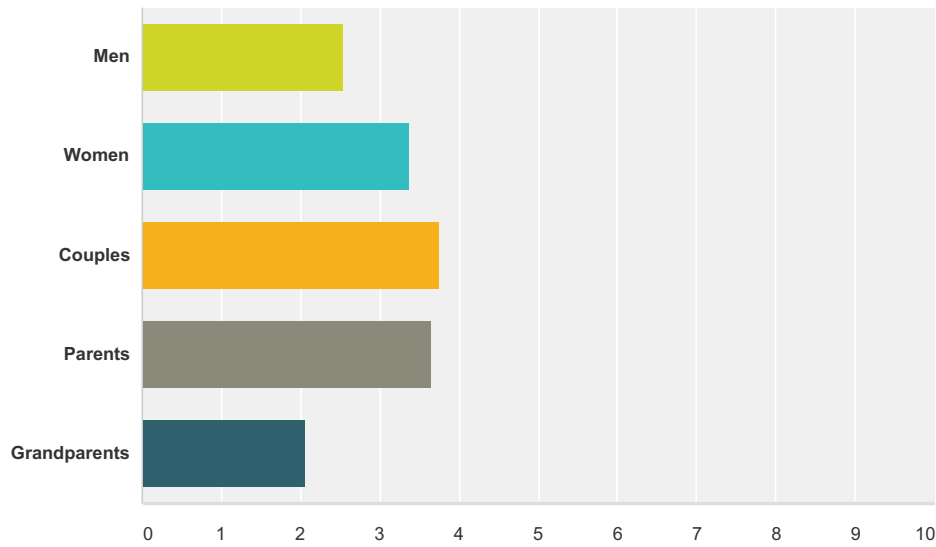
Answered: 57 Skipped: 27



Answer Choices	Responses	Count
Morning	45.61%	26
Afternoon	54.39%	31
Evening	0.00%	0
Total		57

Q28 Regarding adult education opportunities, which category should we target first?

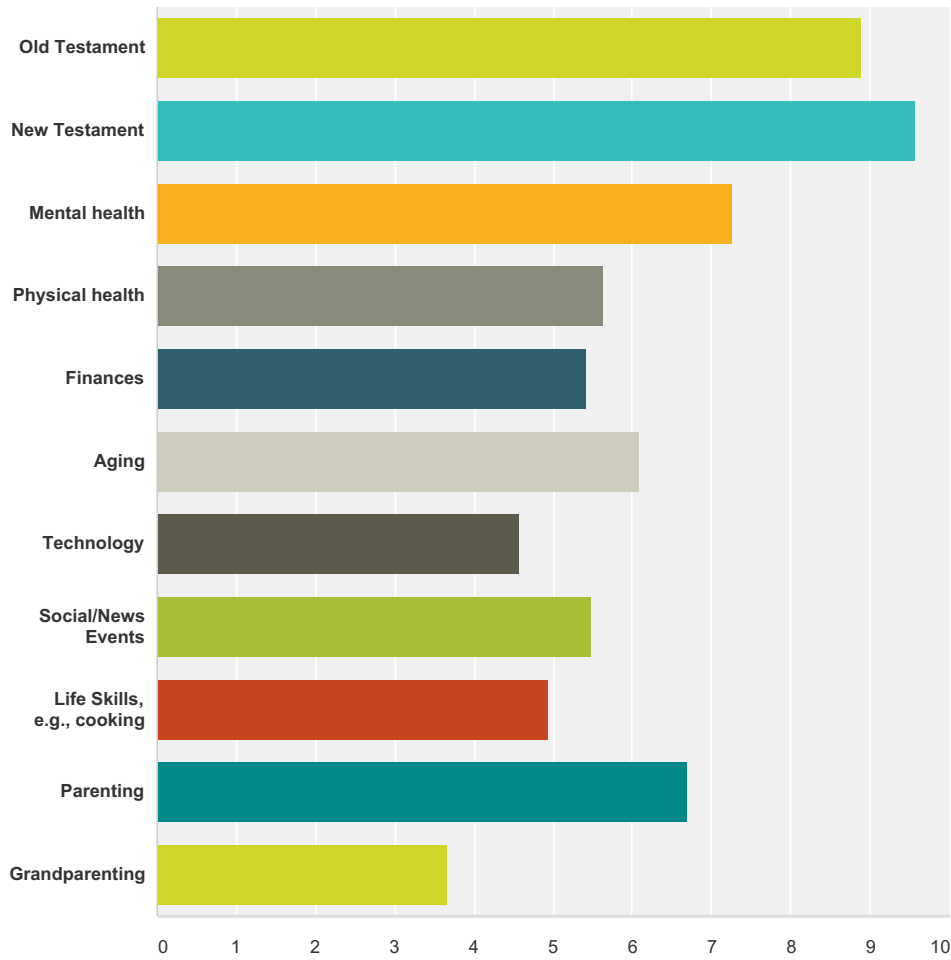
Answered: 56 Skipped: 28



	1	2	3	4	5	Total	Score
Men	2.17% 1	28.26% 13	15.22% 7	30.43% 14	23.91% 11	46	2.54
Women	30.43% 14	13.04% 6	28.26% 13	21.74% 10	6.52% 3	46	3.39
Couples	40.82% 20	18.37% 9	24.49% 12	8.16% 4	8.16% 4	49	3.76
Parents	31.25% 15	31.25% 15	8.33% 4	29.17% 14	0.00% 0	48	3.65
Grandparents	8.33% 4	8.33% 4	20.83% 10	6.25% 3	56.25% 27	48	2.06

Q29 Rank the following topics for adult education (1 being the most important).

Answered: 52 Skipped: 32

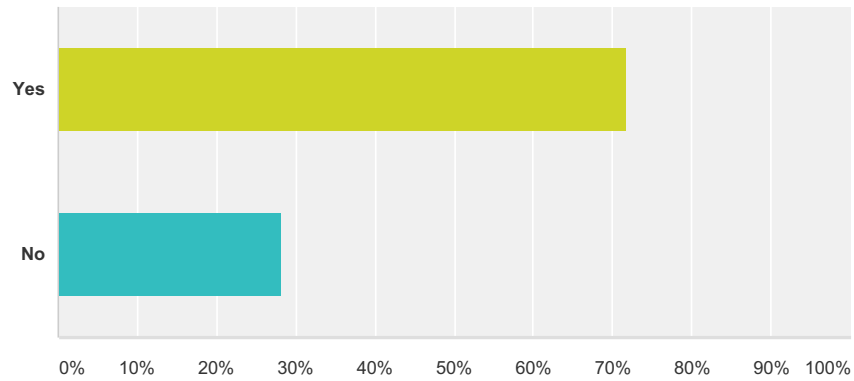


	1	2	3	4	5	6	7	8	9	10	11	Total	Score
Old Testament	26.19% 11	40.48% 17	7.14% 3	4.76% 2	4.76% 2	4.76% 2	2.38% 1	2.38% 1	0.00% 0	4.76% 2	2.38% 1	42	8.90
New Testament	47.92% 23	27.08% 13	2.08% 1	8.33% 4	6.25% 3	0.00% 0	4.17% 2	0.00% 0	2.08% 1	2.08% 1	0.00% 0	48	9.58
Mental health	4.55% 2	4.55% 2	20.45% 9	25.00% 11	18.18% 8	9.09% 4	6.82% 3	4.55% 2	2.27% 1	2.27% 1	2.27% 1	44	7.27
Physical health	2.50% 1	2.50% 1	7.50% 3	15.00% 6	12.50% 5	15.00% 6	5.00% 2	20.00% 8	5.00% 2	10.00% 4	5.00% 2	40	5.63
Finances	2.63% 1	0.00% 0	5.26% 2	5.26% 2	18.42% 7	13.16% 5	18.42% 7	13.16% 5	23.68% 9	0.00% 0	0.00% 0	38	5.42
Aging	5.00% 2	7.50% 3	12.50% 5	7.50% 3	5.00% 2	22.50% 9	7.50% 3	10.00% 4	15.00% 6	7.50% 3	0.00% 0	40	6.10
Technology	5.00% 2	5.00% 2	5.00% 2	10.00% 4	0.00% 0	7.50% 3	15.00% 6	7.50% 3	5.00% 2	22.50% 9	17.50% 7	40	4.58
Social/News Events	7.89% 3	2.63% 1	10.53% 4	5.26% 2	18.42% 7	2.63% 1	10.53% 4	15.79% 6	2.63% 1	7.89% 3	15.79% 6	38	5.50
Life Skills, e.g., cooking	0.00% 0	0.00% 0	0.00% 0	0.00% 0	0.00% 0	0.00% 0	0.00% 0	0.00% 0	0.00% 0	0.00% 0	0.00% 0	0	0.00
Parenting	0.00% 0	0.00% 0	0.00% 0	0.00% 0	0.00% 0	0.00% 0	0.00% 0	0.00% 0	0.00% 0	0.00% 0	0.00% 0	0	0.00
Grandparenting	0.00% 0	0.00% 0	0.00% 0	0.00% 0	0.00% 0	0.00% 0	0.00% 0	0.00% 0	0.00% 0	0.00% 0	0.00% 0	0	0.00

Life Skills, e.g., cooking	2.56% 1	5.13% 2	10.26% 4	7.69% 3	5.13% 2	5.13% 2	10.26% 4	5.13% 2	30.77% 12	12.82% 5	5.13% 2	39	4.95
Parenting	7.14% 3	11.90% 5	21.43% 9	11.90% 5	7.14% 3	7.14% 3	4.76% 2	4.76% 2	2.38% 1	21.43% 9	0.00% 0	42	6.71
Grandparenting	2.44% 1	2.44% 1	2.44% 1	2.44% 1	7.32% 3	12.20% 5	7.32% 3	12.20% 5	7.32% 3	0.00% 0	43.90% 18	41	3.68

Q30 Is it important that adults requesting membership attend membership classes?

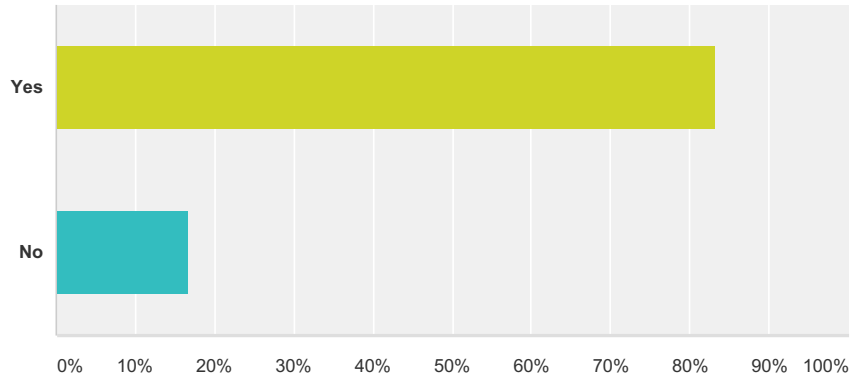
Answered: 64 Skipped: 20



Answer Choices	Responses	
Yes	71.88%	46
No	28.13%	18
Total		64

Q31 Have you experienced the Community Meal?

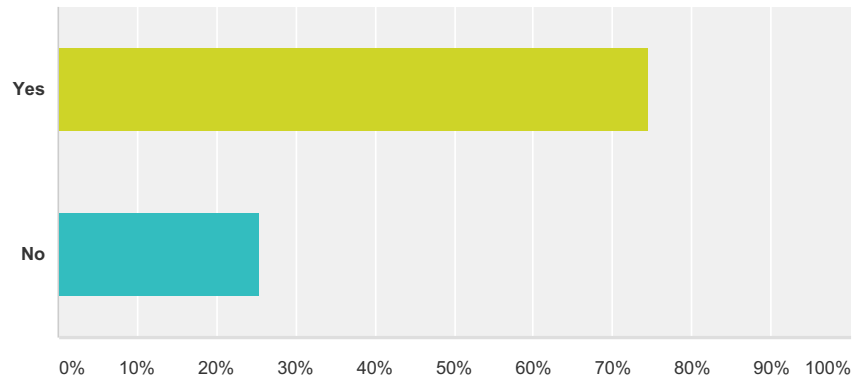
Answered: 66 Skipped: 18



Answer Choices	Responses	
Yes	83.33%	55
No	16.67%	11
Total		66

Q32 Should a devotional time be part of the Community Meal?

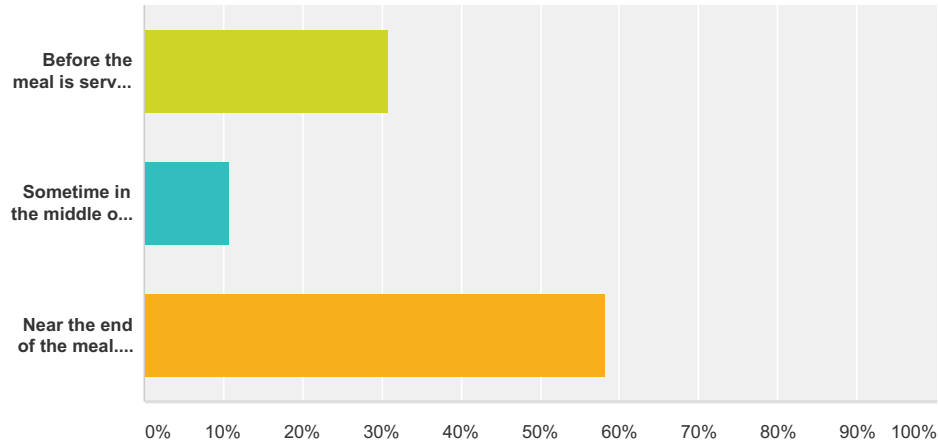
Answered: 63 Skipped: 21



Answer Choices	Responses	
Yes	74.60%	47
No	25.40%	16
Total		63

Q33 If a devotional time should be offered, when would you suggest?

Answered: 55 Skipped: 29



Answer Choices	Responses
Before the meal is served. (Note: Bible School children would miss this time.)	30.91% 17
Sometime in the middle of the meal. (Note: People are starting, eating, and finishing at varying times.)	10.91% 6
Near the end of the meal. (Note: People are starting, eating, and finishing at varying times.)	58.18% 32
Total	55

Q34 Additional comments:

Answered: 19 Skipped: 65